



BIG DOORS AND WINDOWS

# CATALOG PVC





**301 000m<sup>2</sup>**

of production  
and warehouse space

**38**

export markets

**7days**

of realisation for typical orders

**1998**

established

**13 500**

business partners

**771**

trucks

**9000**

windows manufactured daily

BIG DOORS AND WINDOWS is an international manufacturer of PVC, aluminium, steel and timber windows and doors. On the market since 1998. Production takes place in five production halls, equipped with the most modern, fully automated production lines. The production process is supported by qualified and experienced staff. We focus on development and innovation. Our offer is constantly expanding. Today we are able to offer over 30 different window and door systems. Our wide offer also includes sliding systems, roller shutters, sectional garage doors, mosquito nets, and property fences. Everything of the highest quality, because we use only high-class materials from the best European suppliers.

We guarantee safety and durability. We operate on the basis of ISO 9001 quality management systems. Each of our products is CE marked. We are aware that open communication is the basis of good business relations. Drawing on many years of experience, we have created a company that definitely stands out among other competitors in this respect.

For our clients we have multilingual teams of qualified advisors and regional supervisors. We consider each inquiry, project or order individually so as to best meet the expectations of our clients.



# HEAT TRANSFER COEFFICIENT

Uw [W/m²K]	With a spacer bar made of aluminium ( $\psi=0,07$ W/mK)								
	Ug	1,1	1,0	0,9	0,8	0,7	0,6	0,5	0,4
IDEAL 4000	1,4	1,4	1,3	1,2	1,2	1,1	1,0	-	-
IDEAL 4000 NEW	1,3	1,3	1,3	1,2	1,1	1,1	1,0	-	-
IDEAL 5000	1,2	1,3	1,2	1,2	1,1	1,0	0,97	-	-
IDEAL 7000 NEW	1,1	1,3	1,2	1,1	1,1	1,0	0,93	0,87	0,80
IDEAL 8000	1,0	1,2	1,2	1,1	1,0	0,97	0,90	0,83	0,77
ENERGETO 8000	0,94	1,2	1,2	1,1	1,0	0,95	0,88	0,81	0,75
IDEAL 7000 NL	1,1	1,3	1,2	1,1	1,1	1,0	0,9	0,86	0,79
IDEAL NEO - AD	1,2	1,3	1,2	1,2	1,1	1,0	1,0	0,90	0,83
IDEAL NEO - MD	1,2	1,3	1,2	1,2	1,1	1,0	1,0	0,89	0,82
ENERGETO NEO	1,1	1,3	1,2	1,1	1,1	1,0	0,9	0,86	0,79
MONOBLOCK	1,4	1,4	1,3	1,2	1,2	1,1	1,05	-	-
NORDLINE	1,5	1,4	1,3	1,2	1,2	1,1	1,0	-	-
IDEAL 70	1,4	1,4	1,3	1,2	1,2	1,1	1,0	-	-
4000 CASEMENT	1,3	1,3	1,3	1,2	1,1	1,1	0,98	-	-
EASY SLIDE	2,5	1,7	1,6	-	-	-	-	-	-
MULTI SLIDE	2,1	1,7	1,6	-	1,5	-	-	-	-
SMART SLIDE	1,4	1,4	1,3	1,6	1,2	1,1	1,0	0,98	-
HST 85	1,4	1,4	1,4	1,3	1,3	1,2	1,2	1,1	1,0
HST 85	1,1	1,3	1,2	1,3	1,1	1,0	0,9	0,86	0,80
GREENEVOLUTION FLEX	1,1	1,3	1,2	1,1	1,1	1,0	0,94	0,87	0,81
BLUEEVOLUTION 82	1,0	1,2	1,2	1,1	1,0	0,97	0,90	0,83	0,76
BLUEEVOLUTION 92	1,3	1,4	1,3	1,1	1,2	1,2	1,1	1,0	0,97
EVOLUTIONDRIVE 82	1,3	1,3	1,3	1,3	1,1	1,1	0,99	0,92	-
BigDoors 70	1,2	1,3	1,2	1,2	1,1	1,0	0,96	0,89	0,82
BigDoors 6	1,4	1,4	1,3	1,2	1,2	1,1	1,0	0,96	0,89
BigDoors 6 NL	1,1	1,3	1,2	1,2	1,1	1,0	0,93	0,86	0,79
BigDoors 7	1,3	1,4	1,3	1,1	1,2	1,2	1,1	1,0	0,97
BigDoors HST	1,0	1,2	1,2	1,3	1,0	0,96	0,89	0,83	0,76
S 9000	1,2	1,3	1,2	1,1	1,1	1,03	0,96	0,89	0,83
S 8000	1,5	1,5	1,4	1,2	1,3	1,2	1,2	1,1	1,1
Gealan HST				1,4					

All values have been presented for the basic structures of a given system with reference dimensions,  
i.e. 1.230 x 1.480 mm for windows and 1.480 x 2.180 mm for sliding doors.  
Uf heat transfer coefficient values are presented as a weighted average.

# HEAT TRANSFER COEFFICIENT

Uw [W/m²K]	With a Swisspacer spacer bar ( $\psi=0,03$ W/m²K)								
	Ug	1,1	1,0	0,9	0,8	0,7	0,6	0,5	0,4
IDEAL 4000	1,4	1,3	1,2	1,1	1,1	1,0	0,92	-	-
IDEAL 4000 NEW	1,3	1,2	1,2	1,1	1,0	0,97	0,90	-	-
IDEAL 5000	1,2	1,2	1,1	1,1	1,0	0,94	0,87	-	-
IDEAL 7000 NEW	1,1	1,2	1,1	1,0	0,97	0,90	0,84	0,77	0,70
IDEAL 8000	1,0	1,1	1,1	1,0	0,94	0,87	0,80	0,74	0,67
ENERGETO 8000	0,94	1,1	1,1	0,99	0,92	0,85	0,78	0,72	0,65
IDEAL 7000 NL	1,1	1,2	1,1	1,0	1,0	0,90	0,83	0,76	0,69
IDEAL NEO - AD	1,2	1,2	1,1	1,1	1,0	0,94	0,87	0,80	0,74
IDEAL NEO - MD	1,2	1,2	1,1	1,1	1,0	0,93	0,86	0,79	0,72
ENERGETO NEO	1,1	1,2	1,1	1,0	1,0	0,90	0,83	0,76	0,69
MONOBLOCK	1,4	1,3	1,2	1,1	1,1	1,02	0,95	-	-
NORDLINE	1,5	1,3	1,2	1,1	1,1	0,98	0,91	-	-
IDEAL 70	1,4	1,3	1,2	1,1	1,1	0,98	0,91	-	-
4000 CASEMENT	1,3	1,2	1,2	1,1	1,0	0,95	0,88	-	-
EASY SLIDE	2,5	1,6	1,5	-	-	-	-	-	-
EASY SLIDE	2,1	1,6	1,5	1,4	1,4	-	-	-	-
MULTI SLIDE	1,4	1,3	1,2	1,1	1,1	0,99	0,92	0,85	-
SMART SLIDE	1,4	1,3	1,3	1,2	1,2	1,1	1,0	0,98	0,92
HST 85	1,1	1,2	1,1	1,0	1,0	0,90	0,83	0,77	0,70
GREENEVOLUTION FLEX	1,1	1,2	1,1	1,0	0,97	0,91	0,84	0,77	0,71
BLUEEVOLUTION 82	1,0	1,1	1,1	1,0	0,94	0,87	0,80	0,73	0,67
BLUEEVOLUTION 92	1,3	1,3	1,2	1,2	1,1	1,03	0,97	0,92	0,86
EVOLUTIONDRIVE 82	1,3	1,2	1,2	1,1	1,0	0,96	0,89	0,82	-
BigDoors 70	1,2	1,2	1,1	1,1	1,0	0,93	0,86	0,79	0,72
BigDoors 6	1,4	1,2	1,1	1,1	1,0	0,93	0,86	0,79	0,72
BigDoors 6 NL	1,1	1,3	1,2	1,1	1,1	1,00	0,93	0,86	0,79
BigDoors 6 NL	1,3	1,2	1,1	1,0	0,97	0,90	0,83	0,76	0,69
BigDoors 7	1,0	1,3	1,2	1,2	1,1	1,03	0,97	0,92	0,86
BigDoors HST	1,2	1,1	1,1	1,0	0,94	0,87	0,80	0,73	0,66
S 9000	1,5	1,2	1,1	1,1	1,00	0,93	0,86	0,80	0,73
S 8000		1,4	1,3	1,2	1,2	1,13	1,07	1,01	0,96
Gealan HST									

All values have been presented for the basic structures of a given system with reference dimensions,  
i.e. 1.230 x 1.480 mm for windows and 1.480 x 2.180 mm for sliding doors.  
Uf heat transfer coefficient values are presented as a weighted average.

# ALUPLAST SYSTEMS




IDEAL 4000	10
IDEAL 4000 NEW	12
IDEAL 5000	14
IDEAL 7000 NEW	16
IDEAL 7000 NL	18
IDEAL 8000	20
ENERGETO 8000	22
IDEAL NEO AD	24
IDEAL NEO MD	26
ENERGETO NEO	28
MONOBLOCK	30
NORDLINE	32
IDEAL 70	34
IDEAL 4000 CASEMENT	36
EASY SLIDE	38
MULTI SLIDE	40
SMART SLIDE	42
HST 85	46





# IDEAL 4000

WINDOW AND DOOR SYSTEM



**1,0**

Uw for Ug = 0.7

(Ultimate spacer bar)

**2**

gaskets

**5**

chambers (frame)

**70**

construction depth  
(mm)

**R**

renovation

**A**

aluminium cover




glazing with packages up  
to a width of 42 mm



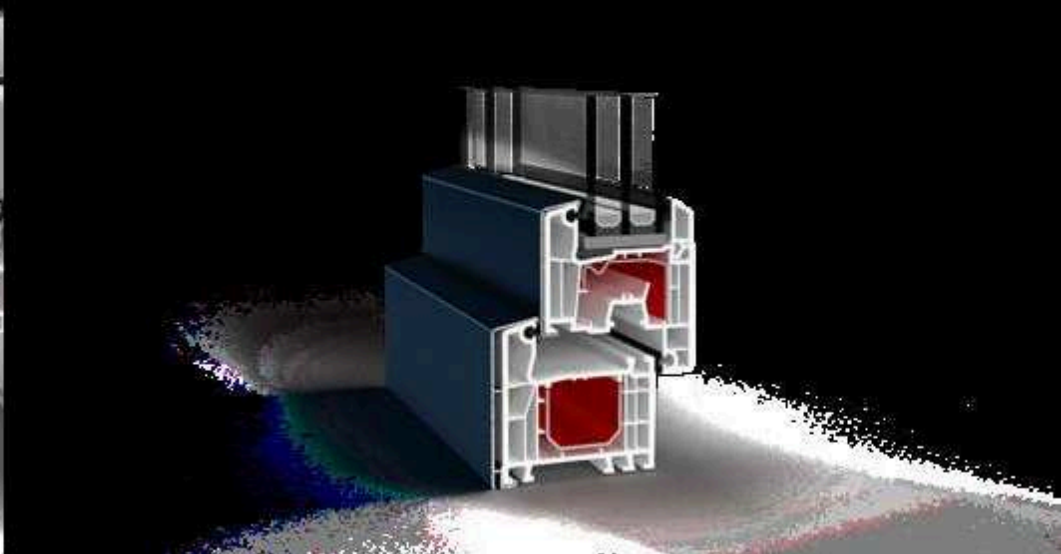
the standard fitting is  
equipped with two  
anti-burglary points  
per sash



standard blockade of incorrect  
handle position (RU window)



RENOVATION 65 MM | 40 MM



ALUMINIUM COVER

# IDEAL 4000 NEW

WINDOW AND DOOR SYSTEM



**0,97**

Uw for Ug = 0.7  
(Ultimate spacer bar)

**2**

gaskets

**6**

chambers (frame)

**85**

construction depth  
(mm)



standard blockade of  
incorrect handle position  
(RU window)



available in a variant with a  
straight or semi-flush sash



on a white and brown core



## IDEAL 4000 NEW

The combination of the most popular solution with the six-chamber structure of the frame allowed for better thermal insulation of the window. High standard based on a product proven and appreciated by the market.

The Ideal 4000 profile series combines the latest technology with the highest living comfort. The structure of profiles with a depth of 70-85 mm allows to achieve good thermal parameters, thus creating a comfortable space for little money.


As standard, windows made on the basis of the Ideal 4000 New system are equipped with two anti-burglary catches on the sash and pivots to prevent burglary with adjustable pressure.

An additional functional element that we offer as standard as one of the few manufacturers is the micro-ventilation scissor, which enables slot ventilation.



# IDEAL 5000

WINDOW AND DOOR SYSTEM



**0,94**

Uw for Ug = 0.7  
(Ultimate spacer bar)

**3**

gaskets

**5**

chambers (frame)

**70**

construction depth  
(mm)

**R**

renovation

**A**

aluminium cover



a vasalatok ún. száraz  
kamrában működnek – ez  
növeli élettartamukat



available in a variant with a  
straight or semi-flush sash



rejtett zsanérok  
alkalmazhatók

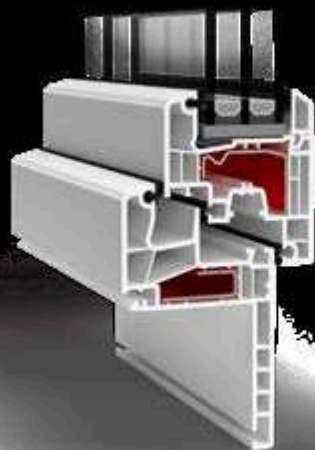
## IDEAL 5000

Windows combining modern design with very good technical parameters. The system is equipped with 3 gaskets, thanks to which it is characterized by high parameters of water resistance and air permeability. It is also available in a version with a lower frame, thanks to which we obtain a larger glazed area, which allows for better illumination of every room.

As a standard, windows in this system are equipped with a double-glazed unit, but it can be successfully replaced with a triple-glazed because this system allows the use of 42 mm glazing. This replacement will significantly reduce the thermal transmittance of the window.

It is worth remembering that the lower the coefficient, the higher the savings from bills for thermal energy. For this reason, we recommend choosing a warm spacer. Made of a complex composite material, it improves the insulation of the glass and reduces the risk of temporary condensation of water vapor.

IDEAL 5000



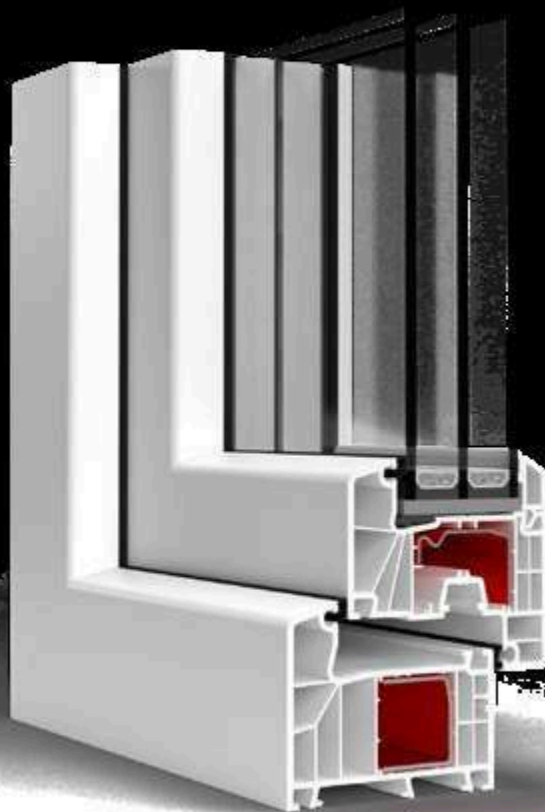
RENOVATION 65 MM | 40 MM



ALUMINIUM COVER

# IDEAL 7000 NEW

WINDOW AND DOOR SYSTEM



**0,77**

Uw for Ug = 0.5  
(Ultimate spacer bar)

**2**

gaskets

**6**

chambers (frame)

**85**

construction depth  
(mm)



open steel 1.5 mm thick as  
standard



on a white and brown core



glazing with packages  
up to 52 mm wide



## IDEAL 7000 NEW

Modern architecture requires new standards in the technical, functional and aesthetic sphere. Windows based on the 7000 New system are a completely new approach to energy efficiency. It is also a breakthrough in the production of PVC windows. New possibilities are created by the "powerdur inside" technology, which allows you to remove the steel reinforcement from the frame and replace it with special, thermoplastic inserts reinforced with Ultradur High Speed polymer. The elimination of steel from the frame also means the elimination of thermal bridges, and therefore the possibility of obtaining even better parameters of thermal transmittance of sections.

Profiles with a depth of 85 mm also create great opportunities for choosing a glazing package. It is enough to choose a window with a two-chamber glazing unit with a warm frame to achieve the  $U_w$  heat transfer coefficient of  $0.77W / m^2K$ .



# IDEAL 7000 NL

WINDOW AND DOOR SYSTEM



**0,83**

Uw for Ug = 0.6  
(Ultimate spacer bar)

**2**

gaskets

**5**

chambers (frame)

**120**

profondeur (mm)



can be made  
in HFL technology



Possibility to choose  
BUVA threshold



standard blockade of  
incorrect handle position  
(RU window)

## IDEAL 7000 NL

A system dedicated specifically to the Dutch market. Due to different assembly methods, we offer two types of frames.


Ideal 7000 NL can be made using the standard V-super weld, but also with

the innovative method of joining profiles, which is HFL. The HFL welding technology is distinguished by the angle of joining horizontal and vertical profiles, V-super and V-perfect welds, which are standard in other systems, are created by joining profiles at an angle of 45 degrees. HFL technology allows to connect profiles at an angle of 90 degrees, which completely changes the appearance of the window, creating an imitation of a structure made of wood.

We make Ideal 7000 NL windows in dozens of smooth and wood-like colours. We offer one-sided veneering (on the outside or inside), double-sided or in the duo-colour formula (the woodwork has a different colour on the inside and a different colour on the outside). Thanks to these possibilities, it is possible to maintain a harmonious appearance of the façade and to match the appearance of the window to the interior arrangement.

# IDEAL 8000

WINDOW AND DOOR SYSTEM



**0,74**

Uw for Ug = 0.5

(Ultimate spacer bar)

**3**

gaskets

**6**

chambers (frame)

**85**

construction depth  
(mm)

**A**

aluminium cover



standard fitting with 5  
anti-burglary points



recommended for passive  
construction



glazing with packages up  
to 52 mm wide



## IDEAL 8000

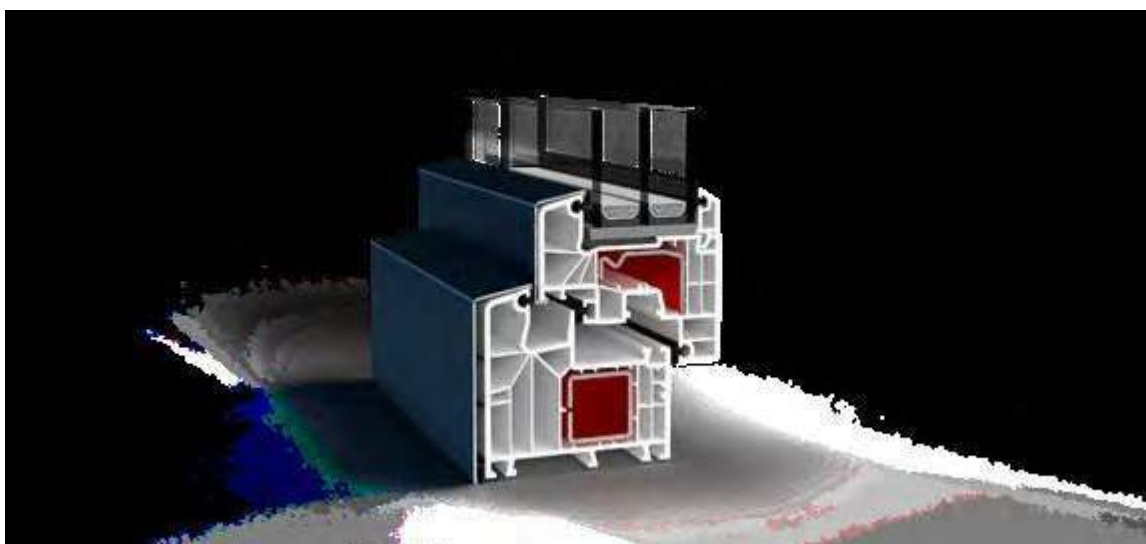
Latest generation windows. By choosing them - you choose warmth, silence and aesthetics. Windows based on the Ideal 8000 system provide thermal properties and acoustic insulation at the highest level.

Windows made on the basis of the Ideal 8000 system are equipped with fittings with 5 anti-burglary points, consisting of special hooks and pins that prevent burglary and at the same time regulate the pressure.

Ideal 8000 is the warmest system from the Ideal family that we offer. It creates great opportunities. Its installation depth allows for the installation of glazing units even 52 mm wide. For customers who value the combination of the highest quality with thermal and acoustic comfort, we recommend retrofitting the windows with a wider, even four-pane package, ensuring perfect conditions inside the building.

This system also sets standards in terms of performance, characterized by even the highest, fourth class of air permeability and class 8A for water resistance.

### Ideal 8000 variant



ALUMINIUM COVER



# ENERGETO 8000

WINDOW AND DOOR SYSTEM

0,72	3	6	85	A
Uw for Ug = 0.5 (Ultimate spacer bar)	gaskets	chambers (frame)	construction depth (mm)	aluminium cover



possibility of using Maco  
Multi-Power fittings



recommended for  
energy-saving and passive  
construction




Ultradur High Speed  
reinforcement

## ENERGETO 8000

Windows based on the Energeto 8000 system are a completely new approach to energy efficiency. New possibilities are created by the Ultradur High Speed technology, which allows the removal of the steel reinforcement from the frame. In the system, the standard steel reinforcement in the frame is replaced with special plastic inserts.

The standard glazing of windows also looks different, because in this system the glazing is always glued to the window sash. The glue is applied around the perimeter of the glass, thanks to which it is permanently attached to the sash. This solution makes the glass become a structural element of the window, which increases its stability. Windows made on the basis of the Energeto 8000 system are equipped with fitting that is characterized by six safe points and supplemented with a lock for incorrect handle position.

Energeto 8000 owes its name to its amazing thermal properties. Windows allow for a heat transfer coefficient below  $0.75\text{W} / \text{m}^2\text{K}$ , which allows the system to be used in low-energy and passive houses.



ALUMINIUM COVER

# IDEAL NEO

WINDOW AND DOOR SYSTEM



**1,20**

Uw for Ug = 1.1  
(Ultimate spacer bar)

**3**

gaskets

**6**

chambers (frame)

**76**

construction depth  
(mm)



"bonding inside"  
technology available



large glazing areas



glazing units from 22  
to 54 mm (standard)




## IDEAL NEO

Ideal Neo offers a unique design with simple structures, powerful edges and narrow window rebates. The main advantage of this system is its lightness and elegance. Ideal Neo is suitable for new construction as well as renovation projects. Ideal Neo is a system based on innovative technologies. It also offers a modern and timeless look and attractive design. It is sure to meet the requirements of customers who appreciate timeless design. One of the additional options available is the 'bonding inside' technology, which makes it possible to achieve exceptional static parameters. The permanent bonding of the pane and sash reduces the risk of sash bending and warping. This technology ensures the comfort of using windows for many years.

The importance of windows in interior design is growing, and Ideal Neo offers an extremely modern design and attractive structures. Our range includes RAL colours and a decorative woodec structure - a faithful reproduction of natural wood. The very good technical parameters of Ideal Neo and the possibility of using a wood-like structure make it possible to fully realise your dream design.

# IDEAL NEO

WINDOW SYSTEM



**1,20**

Uw for Ug = 1.1  
(Ultimate spacer bar)

**3**

gaskets

**5-6**

chambers

**76**

construction depth  
(mm)



available core colours:  
brown, anthracite, white



5 anti-burglary points  
per sash



glazing with units  
up to 54 mm wide

## IDEAL NEO MD

Ideal Neo MD is a more versatile and comprehensive version of the Energeto Neo system. Its profile possesses a modern cubist shape and provides high thermal insulation. The lightweight construction of the system makes it possible to produce a variety of forms, which allows for the creation of unique solutions and customisation.

The system uses a classic centre sealing based on an extruded centre rebate, which improves burglary protection (Safetec Inside). The gasket helps achieve a low U-value translating into energy savings and improved thermal comfort.

The Ideal Neo MD window line is distinguished by its exceptionally narrow frame and sash folding width of only 110 mm. The sleek profiles give elegance to the windows, while the narrow rebates allow the implementation of expansive glazing. This window system meets current design trends and provides plenty of natural light in the interior.



# ENERGETO NEO

WINDOW SYSTEM



**0,76**

Uw for Ug = 0.5  
(Ultimate spacer bar)

**3**

gaskets

**6**

chambers

**76**

construction depth  
(mm)



aludec and wooddec  
structures available



recommended  
for passive  
construction



glazing with packages  
from 36 to 48 mm wide

## ENERGETO NEO


The Energeto Neo system designed for passive construction is characterised by the replacement of the steel core with a composite solution, which improves the thermal insulation of the windows by eliminating the potential heat bridge. The use of an additional central gasket increases the thermal performance of the structure even more.

Energeto Neo has better static parameters than comparable solutions thanks to the use of Powerdur Inside reinforcements and glueing the windows with Bonding Inside. Safetec Inside is responsible for anti-burglary security.

Simple, cubist forms of Energeto Neo profiles stylistically refer to aluminium windows also thanks to their facing. They can be additionally covered with pleasant to the touch and highly aesthetic woodec and aludec structures, imitating the appearance of wood and aluminium respectively.

# MONOBLOCK

WINDOW AND DOOR SYSTEM



**1,0**

Uw for Ug = 0.7

(Ultimate spacer bar)

**2**

gaskets

**5**

chambers (frame)

**162**

construction depth  
(mm)



possibility of combining the frame with different types of sashes (Classic-line or Round-line)



frame depth 70, 102, 122, 142 or 162 mm



the possibility of using an opening brake controlled by a handle



## MONOBLOCK

Windows designed for installation in the insulation layer. The thickness of the insulation is not a problem as Monoblock frames are available in several width variants. Windows dedicated to the French market.

Monoblock windows, as standard, are available with a double-glazed unit. In order to reduce the  $U_w$  heat transfer coefficient of the windows, it is worth equipping them with a triple-glazed unit. We also recommend warm spacer bars made of composite material, which improve the insulation of the glass and reduce the risk of temporary condensation of water vapor.

The windows can also be fitted with a brake in the handle, handles with a key, mosquito nets and other accessories. Investors who want their windows to look a bit more elegant, we recommend supplementing them with bolections. The muntin bars play mainly a decorative role. Our offer includes internal bolections and glued bolections.

Depending on the selected type of muntin bars, they are placed between the glass panes or glued to the glass surface.

# NORDLINE

WINDOW AND DOOR SYSTEM



**0,98**

Uw for Ug = 0.7  
(Ultimate spacer bar)

**2**

gaskets

**5**

chambers (frame)

**120**

construction depth  
(mm)



possibility of hidden  
drainage



large glazing



the possibility of using  
glazing with a width  
of 10 to 42 mm

## NORDLINE

Extremely distinctive system, dedicated to the Scandinavian markets. Windows made on the basis of this product line have an extraordinary internal sill with a total depth of 120 mm.

A characteristic feature of windows based on the NordLine system is the way they are opened. The windows, depending on the needs, can open both inwards and outwards. The latter solution fits perfectly into the construction style of the Scandinavian markets.

Outward opening windows provide the highest degree of tightness. The wind pressing on the wings presses them down, which makes the window a perfect insulator. An additional advantage of such a solution is, of course, space saving and no barriers in the room.

Joining profiles in this system is made by means of a V-super weld, and the profile core is always white.



# IDEAL 70

WINDOW AND DOOR SYSTEM



**0,91**

Uw for Ug = 0.6

**2**

gaskets

**5**

chambers (frame)

**70**

construction depth  
(mm)

(Ultimate spacer bar)



the possibility of  
producing windows that  
open both to the outside  
and inside



full range of extensions and  
connectors



the possibility of using  
glazing with a width  
of 10 to 42 mm



## IDEAL 70

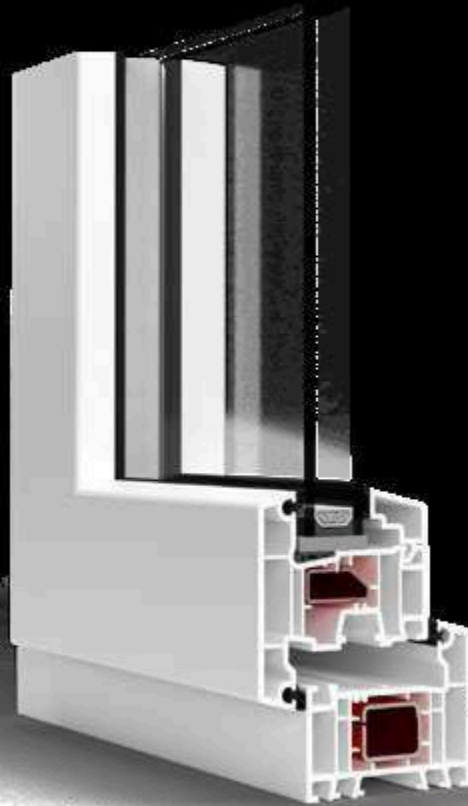
Outward opening window system intended for the UK market. The system definitely stands out from the rest. Profiles are welded in a technology in line with the trends prevailing on the British market and are in accordance with the regulations and standards that apply to it.

Ideal 70 is primarily harmonious shapes, strong construction, attractive design and a guarantee of timeless elegance. The system allows glazing with packages up to 42 mm wide, which translates into on the possibility of obtaining attractive thermal values.

Various types of additional profiles, connectors and extensions significantly increase the attractiveness of the system. It is also worth noting that the Ideal 70 system has all the necessary documents authorizing it to be used and traded in the UK.

# IDEAL 4000 CASEMENT

WINDOW AND DOOR SYSTEM



**0,88**

Uw for Ug = 0.6  
(Ultimate spacer bar)

**2**

gaskets

**5**

chambers (frame)

**70**

construction depth  
(mm)



profile adapted to the  
requirements of the UK market



an ideal solution for both  
residential and public buildings



the possibility of using  
glazing with a width  
of 10 to 42 mm



## IDEAL 4000 CASEMENT


A system dedicated to the production of outward opening windows, popular in particular in Great Britain, Australia and the USA. Recommended both for installation in residential and public utility buildings. Their classic appearance makes them appreciated by customers. The system offers great design possibilities.

Windows based on the Ideal 4000 Casement system look identical on the outside and inside - both the slats and profiles have a simple shape. The glazing bead securing system meets the requirements of the Secure by Design and PAS24 programs.

Thanks to a wide number of additional profiles, connectors and extensions, you can create windows of various combinations. Windows made on the basis of the Ideal 4000 Casement system are also characterized by very good thermal properties that allow to obtain  $U_w$  values below  $0.9W / m^2K$ .

# EASY SLIDE

SLIDING DOOR SYSTEM



**1,5**

Uw for Ug = 1.0

**2**

amount of tracks  
scrolling

**60**

construction depth  
(mm)

(Ultimate spacer bar)



system available in the  
scheme: A, D



maximum construction  
width 2850 mm



glazing with packets  
from 4 to 20 mm wide



## EASY SLIDE

The Easy Slide system is a basic sliding door system that creates a thin, aesthetic construction partition. The doors in this system can move along two tracks. The trolleys are equipped with high-quality levelling pads for PVC systems, side supports, and a support that relieves the rollers of the trolleys. The elements will ensure long-term operation of the trolleys and avoid blocking the system.


Glazing with packages up to 20 mm wide allows the use of a double-pane package, both in the basic version and with the use of safety glass. Despite the fact that the system includes steel reinforcements inside the profiles, it must be remembered that the design limitation in this system is 60 kg per sash. This system uses brush seals at the point of contact of the sashes with the frame and between the sashes.

The wide range of available colours can give the door an interesting look. Sliding doors based on the Easy Slide system can take any colour from the Aluplast colour palette.



# MULTI SLIDE

WINDOW AND DOOR SLIDING SYSTEM.



**1,4**

Uw for Ug = 0.9

**2-3**

amount of tracks  
scrolling

**170**

maximum

installation depth  
(mm)



system available in the  
scheme: A, An, C, D



maximum construction  
width 3600 mm



glazing with packets  
from 4 to 33 mm wide

## MULTI SLIDE

The perfect choice for customers looking for an economical solution for small spaces. Sliding structures made on the basis of this system will work well in places where balcony windows with an inward opening sash cannot be used, due to the limited space in the room.

With the Multi Slide system you can make sliding doors with a maximum area of 7.25 m<sup>2</sup>. The use of a special frame profile, which acts as an additional track, enables the construction of a three-track structure. Thanks to this, an effect similar to the folding door can be obtained, where the following sashes, after opening, slide over one of the extreme sections, creating one, uninterrupted passageway.

The Multi Slide system uses brush seals at the contact point of the sashes with the frame and between the sashes.

# SMART SLIDE

SLIDING DOOR SYSTEM



**0,92**

Uw for Ug = 0.6  
(Ultimate spacer bar)

**2**

amount of tracks  
scrolling

**140**

construction depth  
(mm)



system available in the  
scheme: A, C



one-sided or two-sided  
handle to choose from



glazing with packages up to  
42 mm



## SMART SLIDE

Smart Slide is a sliding door, but the innovative closing mechanism allows for simple and intuitive operation, similar to the solutions used in lift-slide doors.


It is worth recommending the system to your clients for another reason. Using it, you can easily make larger structures, in which the sash can reach a size of up to 1.5 x 2.3 m.

The installation depth is 140 mm, and the glazing units can have a maximum width of 42 mm. This means that the doors based on the Smart Slide system are not only functional, they can be used to create large structures, but also have high thermal values.

Smart Slide sliding doors can be equipped with air inlets. We also recommend a full range of smooth and wood-like veneers, thanks to which the doors will adapt to any type of interior or facade.

# HST 85

LIFT AND SLIDE DOOR SYSTEM



**0,98**

Uw for Ug = 0.5  
(Ultimate spacer bar)

**2**

amount of tracks  
scrolling

**197**

construction depth  
(mm)

**A**

aluminium cover



system available in the  
scheme: A, C, D



maximum sash  
weight - 400 kg



glazing with packages with a  
width of 20 to 52 mm

## HST 85

Lift and slide door system with high thermal properties. It enables the construction of large-format glazing while maintaining the best thermal insulation parameters. The system is available in three variants: Basic, Standard and Premium. Each of them has a different threshold. When using the Premium version, it can be freely used in low-energy buildings.

To maintain the aesthetics of the finish in the Premium version, we enable the installation of Aluskin aluminium covers. This solution has been reserved exclusively for this sliding door system.

The profiles can have a white, brown, cream or anthracite core. Thanks to this, when using veneers, you can obtain a consistent colour of the profile. The HST 85 system enables the construction of large-sized, glazed lift and slide doors. The maximum width of the set is as much as 6.7 meters, and the maximum permissible dimensions of the wings are 3x2.5 m.

HST 85 variant



ALUMINIUM COVER



# SALAMANDER SYSTEMS

---



GREENEVOLUTION FLEX	50
BLUEEVOLUTION 82	52
BLUEEVOLUTION 92	54
EVOLUTIONDRIVE 82	56



# GREENEVOLUTION FLEX

WINDOW AND DOOR SYSTEM



**0,77**

Uw for Ug = 0.5  
(Ultimate spacer bar)

**3**

gaskets

**5/6**

chambers

**76**

construction depth  
(mm)



glazing with packages  
up to 48 mm wide



the system is available  
in the flex variant



recommended  
for passive construction

Uw\* - greenEvolution Flex3D / greenEvolution Flex 2D Uw=0,83




## GREENEVOLUTION FLEX

Windows and doors in this system combine the best parameters in their class with timeless design. Standard triple glazing with two LOW-E layers ensures extremely high energy efficiency, thermal comfort inside and good sound insulation.

The window profiles are made of phthalate-free and plasticizer-free material, which makes them stronger, more durable and more resistant to UV radiation. GreenEvolution windows and doors are available in various variants, such as: tilt and turn, fixed, French, tilt, sliding and awning.


Each element of this system is designed to save energy, increase thermal efficiency, reduce noise and aesthetically finish building facades. The system will work in both residential and commercial buildings.

### Green Evolution Flex variants



# BLUEVOLUTION 82

WINDOW AND DOOR SYSTEM.



**0,77**

Uw for Ug = 0.5  
(Ultimate spacer bar)

**3**

gaskets

**6**

chambers (frame)

**82**

construction depth  
(mm)

**R**

renovation

**A**

aluminium cover



standard hardware with 6  
anti-theft points



standard blockade of  
incorrect handle position (RU  
windows)



glazing with packages up  
to 53 mm wide



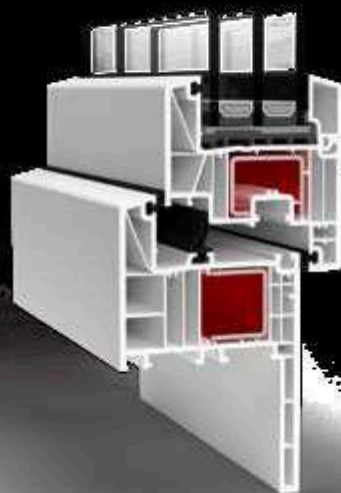
## BLUEVOLUTION 82

The optimal combination of innovative technology and the best thermal protection parameters, appropriate for energy-saving construction. Windows made in the BluEvolution 82 system are already equipped as standard with a two-chamber package of warm glass with a heat transfer coefficient of  $U_g = 0.5W / m^2K$ .

A huge advantage is the profiles themselves, which are not only made of high-quality PVC, but above all are an excellent thermal insulator, which is guaranteed by the six-chamber structure of the profile and the triple sealing system. The installation depth of 82 mm allows for glazing with packets up to a width of 53 mm. If the window is also supplemented with a warm spacer, we can obtain thermal transmittance parameters corresponding to those of energy-saving windows, additionally reducing the risk of temporary condensation of water vapor.

The profiles are made of the highest quality PVC, thanks to which they are characterized by a unique, shiny, snow-white color.

BLUEVOLUTION 82



RENOVATION 60 MM | 35 MM

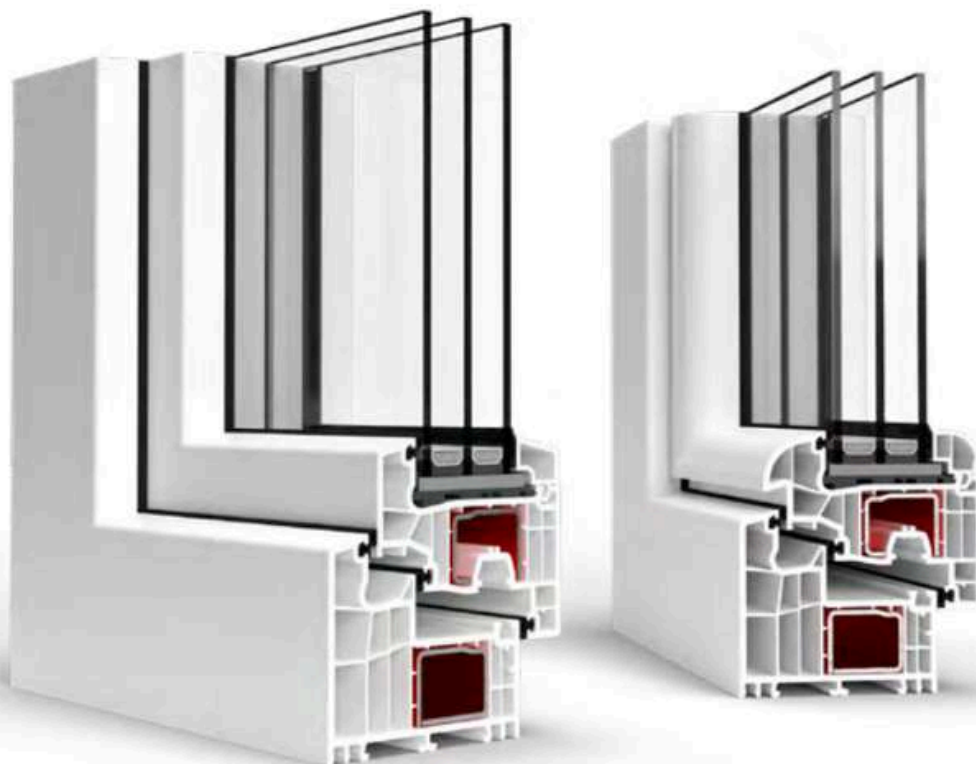


ALUMINIUM COVER



# BLUEEVOLUTION 92

WINDOW AND DOOR SYSTEM.



**0,73**

Uw for Ug = 0.5  
(Ultimate spacer bar)

**3**

gaskets

**6**

chambers (frame)

**92**

construction depth  
(mm)



standard fitting with  
6 anti-burglary points



characteristic, extremely white  
and shiny profiles



possibility of glazing with  
four-pane packages

## BLUEVOLUTION 92

Guarantee of the highest energy efficiency. The solution combines modern technologies, functionality and great design, resulting in top-class windows. A characteristic feature of the system is the extremely snow-white colour and gloss of the profiles.

BluEvolution 92 windows already provide the best thermal insulation that we can guarantee as standard. A two-chamber glazing unit, three gaskets, a profile with a depth of 92 mm - all these elements have an impact on the obtained very low heat transfer coefficients, which makes them very eagerly used by investors looking for energy-saving joinery.

Windows based on the profiles of a recognized German manufacturer create new standards in terms of long-term durability and care of the woodwork surface. They are characterized by a unique, snow-white colour. Glossy profiles, made of the highest quality PVC, are easy to keep clean and resistant to weather conditions.

BluEvolution 92 profile belongs to the highest class of profiles. Class A and steel that strengthens the structure prevent the deformation of frames and sashes, even with large windows.

# EVOLUTIONDRIVE 82

WINDOW AND DOOR SLIDING SYSTEM.



**0,92**

Uw for Ug = 0.5  
(Ultimate spacer bar)

**2**

amount of tracks  
scrolling

**194**

construction depth  
(mm)



System available  
in the diagram: A, C, K



structures up to  
6.4 meters wide



glazing with packages  
up to 53 mm



## EVOLUTIONDRIVE 82

The lift and slide door system allows for the production of large glazing while maintaining good thermal parameters.

A characteristic feature of the system is the possibility of equipping it with a low threshold, which allows it to be used in "building without barriers".

The depth of the door construction based on the EvolutionDrive 82 system is 82 mm. Thanks to this, they can be supplemented with a wider glazing unit, the thermal transmittance coefficient of which can even be  $U_g = 0.4 \text{ W} / \text{m}^2\text{K}$ .

In order to meet the highest statics requirements, the EvolutionDrive 82 lift and slide door uses a stepped reinforcement concept.

In order to match the colour of this system with the window systems within it, we enable the selection of profiles on the core in a shade of standard white, snowy-white, which are characteristic for Evolution series profiles, as well as brown and caramel.

# BigDoors SYSTEMS

---



BigDoors 70	60
BigDoors 6	62
BigDoors 6 NL	64
BigDoors 7	66
BigDoors HST	68





# BigDoors 70

WINDOW AND DOOR SYSTEM



<b>0,96</b>	<b>2</b>	<b>6</b>	<b>70</b>	<b>R</b>
Uw for Ug = 0.7 (Ultimate spacer bar)	gaskets	chambers (frame)	construction depth (mm)	renovation



standard blockade of  
incorrect handle position  
(RU windows)



standard fitting with two  
points anti-burglary points  
per window sash



available in the variant with  
Round-Line or Classic-Line  
sash

## BigDoors 70

The system is designed on the basis of proven design solutions. It is a response to the needs of most customers - it is stable, stiff, tight and provides good sound and thermal insulation. An effective barrier for the heat running out from the inside creates a wide profile with a six-chamber structure.

Profiles in the BigDoors 70 system are available in two variants (Soft-Line and Round-Line), thanks to which they create great arrangement possibilities. They are available in a wide range of smooth and wood-like colours. Windows can be veneered on one side, on both sides and in the duo-colour formula. The use of the duo-colour veneer will allow for a perfect match of the joinery appearance to both the façade and interior design.

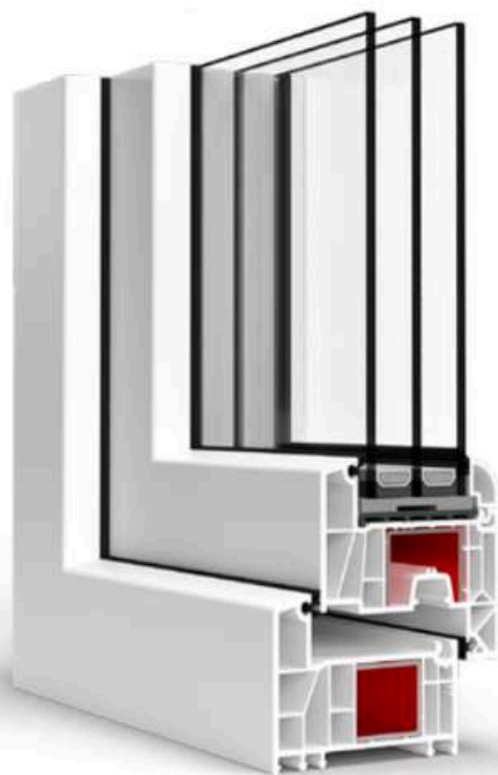
As standard, BigDoors 70 windows are equipped with two anti-burglary catches and pivots to prevent burglary with adjustable pressure. These elements ensure optimal safety of use.



RENOVATION 49 MM

# BigDoors 6

WINDOW AND DOOR SYSTEM



**0,79**

Uw for Ug = 0.5  
(Ultimate spacer bar)

**2**

gaskets

**6**

chambers (frame)

**81**

construction depth  
(mm)



available as a variant with  
Soft-line sash



possibility of making windows  
with a fixed or movable post



glazing with packages up to  
55 mm wide



## BigDoors

### 6

Thermal and acoustic insulation at a very good level. Windows that guarantee thermal comfort and durability for many years. Best value for money. Recommended for energy-saving construction.

The aesthetic qualities of windows made based on the BigDoors 6 system go hand in hand with technical parameters. The system has very good thermal properties and offers great design possibilities. Profiles with a depth of 81 mm allow the use of glazing units up to a width of 55 mm.

To obtain the highest thermal insulation parameters, we recommend supplementing the BigDoors 6 windows with a triple-pane package and a warm spacer. The warm frame is made of a complex insulating material. It improves the insulation of glass panes and reduces the risk of temporary condensation of water vapor. In addition, warm frames guarantee long-term tightness of insulating glass units and maximize the savings of thermal energy losses by reducing the thermal bridge between the frame and the rail.

In order to complete the product, we recommend the selection of both hygroscopic and pressure ventilators with which you can maintain adequate ventilation in the rooms. Diffusers are placed in the upper profile of the frame and sash, and the milling cutters for their assembly can be made at the production stage.

# BigDoors 6 NL

WINDOW AND DOOR SYSTEM



**1,4**

Uw for Ug = 0.5

(Ultimate spacer bar)

**2**

gaskets

**5-6**

chambers (frame)

**81**

construction depth  
(mm)



available with  
a straight sash and classic  
rebate as options



available with a fixed  
or movable mullion  
manufactured



glazing with units  
up to 55 mm

A photograph of a modern multi-story apartment building. The facade features a mix of light-colored panels and dark window frames. Several balconies with black metal railings are visible. The building is set against a clear sky.

## BigDoors 6 NL

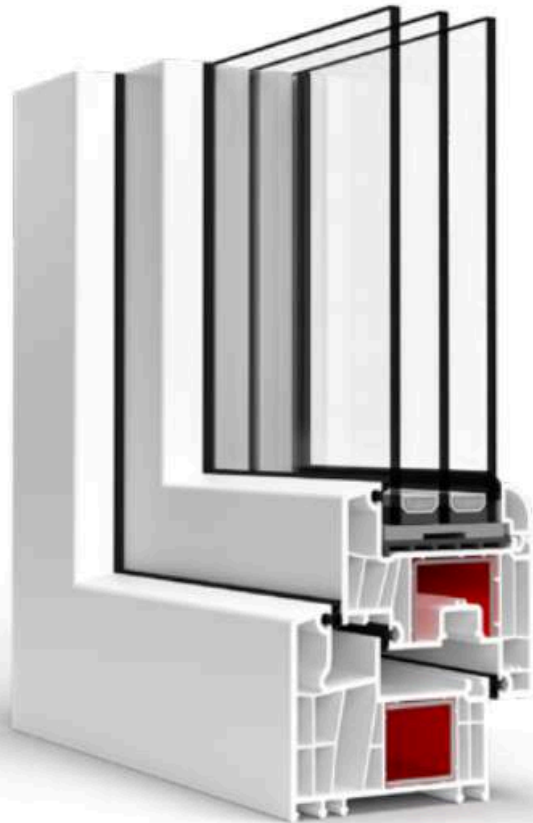
The system answers the needs of demanding customers who require innovative solutions. BigDoors 6 NL is dedicated to the Dutch market. No other manufacturer offers this option! It is produced exclusively for Big Doors and Windows. The BigDoors 6 NL profile utilizes a unique approach allowing us to provide outward-opening systems without using a reversing profile. In addition, the availability of an anthracite core makes it possible to produce windows with dark veneers in a consistent colour scheme.

BigDoors 6NL is recommended for energy-efficient construction. It is ideal for single-family housing. Its thermal and acoustic insulation is at a very good level. An additional advantage it provides is its original and unusual appearance. BigDoors 6 NL windows and doors guarantee thermal comfort and durability for many years.



# BigDoors 7

WINDOW AND DOOR SYSTEM



**0,76**

Uw for Ug = 0.5  
(Ultimate spacer bar)

**3**

gaskets

**7**

chambers (frame)

**81**

construction depth  
(mm)

**A**

aluminium cover



optional "A" class profiles  
available



fittings work in the so-called  
dry chamber - which  
increases their service life




glazing with packages up  
to 55 mm wide

## BigDoors 7

For people looking for energy-saving solutions at a good price, we recommend windows in the BigDoors 7 system. Seven is a product recommended for passive construction. The triple sealing system in combination with seven chambers in the frame with a depth of 81 mm makes the windows a very good insulator. Thanks to the third gasket, we not only gain better functional properties, but also increase the service life of the fitting, as it is less exposed to moisture. We recommend supplementing windows in this system with a triple-pane package and a warm spacer, thanks to which windows built on the basis of this profile will become a complete offer for customers looking for the best solutions.

Seven creates great opportunities - both in terms of functionality and aesthetics. As standard, the BigDoors 7 windows are equipped with two anti-burglary catches and anti-burglary pins with adjustable pressure. These elements provide optimal protection. Safety of use is guaranteed by the lock of the incorrect position of the handle, which is installed in tilt and turn windows in standard.



ALUMINIUM COVER

# BigDoors HST

WINDOW AND DOOR SLIDING SYSTEM



**0,92**

Uw for Ug = 0.5  
(Ultimate spacer bar)

**2**

amount of tracks  
scrolling

**197**

construction depth  
(mm)



system available in the  
scheme: A



maximum sash  
weight - 400 kg



maximum width  
of structure 6.7 mm





## BigDoors HST

BigDoors HST is a system of lift and slide doors characterized by incredible comfort and the possibility of creating spacious, glass structures. The low profile guarantees an adequate supply of light, and at the same time ensures water resistance at the highest level. Thanks to the use of a low threshold, the BigDoors HST system can be used in "construction without barriers".

When creating the BigDoors HST system, we tried to make this product stand out from others available on the market. BigDoors HST is a low profile, which provides better interior lighting. The unique design of the BigDoors HST threshold and the gaskets used guarantee adequate tightness.

The BigDoors HST system is characterized by very good static properties. Due to the fact that it is a rigid profile, it can be used to create wings up to 6.7 m wide. This system also allows for heavy loads (up to 400 kg), thanks to which it can use glazing units up to 55 mm, which are characterized by the best thermal insulation parameters.

# GEALAN SYSTEMS

---



S 9000 S	72
8000	74
GEALAN HST	76








# S 8000

WINDOW AND DOOR SYSTEM



**0,80**

Uw for Ug = 0.5  
(Ultimate spacer bar)

**2**

gaskets

**5/6**

chambers (frame)

**74**

construction depth  
(mm)

**R**

renovation



glazing with STV  
technology (only in  
windows)



the possibility of using a  
movable post



5 anti-burglary points per  
sash as standard

## S 8000

The S8000 profile system meets the market needs. The system is designed with a retaining seal with a profile depth of 74 mm. A characteristic feature of the S8000 is optimized profile geometry in terms of material, which protect natural resources and thus the environment - so important today.

The main thought behind creating the S8000 system? Tight windows, efficiency and maximum comfort of use! We put it all together and closed within the S8000 system.

The S8000 profile system meets the market needs, offering one of the tightest solutions. A characteristic feature of the S8000 system is the process of its creation, which uses the materials for production in such a way that they protect natural resources and thus the environment - so important nowadays.

The same steel reinforcements may be used for the construction of the frame, sash and post. The system includes profiles with a structure of 5 or 6 chambers.

### S 8000 variants




MONOBLOCK



RENOVATION 65 MM | 35 MM

# S 9000

WINDOW AND DOOR SYSTEM



**0,73**

Uw for Ug = 0.5  
(Ultimate spacer bar)

**3**

gaskets

**6**

chambers (frame)

**82,5**

construction depth  
(mm)

**R**

renovation



glazing with STV  
technology (only in  
windows)



the possibility of using a  
movable post



6 anti-burglary points per  
sash as standard




## S 9000

The best statics, the ability to build large structures without the need to install crossbars, glazing with the use of STV technology, colouring of profiles using acrylcolor - these are just some of the unusual features of the S 9000 system. The security of windows made with the S 9000 system is that there are six anti-burglary points. In addition, it is supplemented with a handle incorrect position blockade.

The STV technology used in this system is something that we do not offer in any other. Pasting the glass panes improves the statics of the entire structure. The process of glazing with this technology and the possible replacement of the glass are easier than in standard windows.

System S 9000 is welded using the V-Perfect technology. Thanks to this, we provide our customers with precisely finished woodwork, because the place of joining the profiles becomes practically invisible.


### S 9000 variants



RENOVATION 65 MM | 35 MM

# GEALAN HST

WINDOW AND DOOR SLIDING SYSTEM



**1,00**

Uw for Ug = 0.5  
(Ultimate spacer bar)

**2**

amount of tracks  
scrolling

**190**

installation depth  
(mm)



system available in the  
scheme: A



the possibility of  
colouring the surface of  
profiles with the  
acrylcolor technology



glazing with packages up  
to 52 mm

## GEALAN HST

Gealan lift and slide doors allow for the creation of large glazing of various structures, as the system is adapted to the installation of triple-pane packages with a width of up to 52 mm.

The HST system based on the S 9000 platform meets all technical and visual requirements of the latest generation sliding systems. Thanks to the perfect design, large elements are moved by the user practically without effort, and large glazing ensures effective illumination of the interior, both when the door is closed and open.


Acrylcolor is a technology reserved only for this lift and slide door system. At the extrusion stage, the PVC profile is permanently connected with the coloured acrylic glass. The result is a coating that has an elegant and smooth structure, and is also resistant to weather conditions.

The heat transfer coefficient in this system guarantees very good thermal conditions inside the room.



# COLOURING

Windows are more and more often a decorative element of both the entire building and the interior. The basic method is to choose the colour and structure of the veneer. We have a wide range of colours of smooth and wood-like veneers, as well as profiles characterized by a satin surface made in acrylcolor technology.





# ALUPLAST

					
AP 01	AP 02	AP 05	AP 06	AP 11	AP 15
					
AP 19	AP 20	AP 21	AP 22	AP 23	AP 25
					
AP 27	AP 28	AP 29	AP 30	AP 32	AP 34
					
AP 40	AP 41	AP 43	AP 44	AP 47	AP 50
					
AP 52	AP 60	AP 61	AP 62	AP 63	AP 65
					
AP 70	AP 71	AP 72	AP 75	AP 79	AP 88
					
AP 94	AP 95	AP 102	AP 103	AP 104	AP 105
					
AP 106	AP 107	AP 108	AP 109	AP 110	AP 111
					
AP 112	AP 113	AP 115	AP 116		




# SALAMANDER



SAL 03



SAL 11




SAL 18



SAL 19



SAL 21



SAL 25



SAL 26



SAL 27



SAL 33



SAL 37



SAL 39



SAL 41



SAL 42



SAL 43



SAL 50



SAL 51




SAL 52



SAL 55



SAL 59



SAL 67



SAL 69



SAL 71



SAL 72



SAL 73



SAL 74



SAL 78



SAL 84



SAL 87



SAL 88



SAL 90



SAL 92



SAL 93



SAL 94



SAL 98




SAL 107



SAL 108



SAL 109



SAL 110



SAL 111



SAL 112



SAL 113




SAL 115



SAL 116

# BigDoor

S




AP 01



AP 02



AP 05



AP 06



AP 15




AP 19




AP 20



AP 23



AP 27



AP 28



AP 29



AP 30



AP 32



AP 33



AP 34



AP 40



AP 41



AP 43



AP 44



AP 50



AP 52



AP 60



AP 61




AP 63



AP 70



AP 71



AP 72



AP 88



AP 95



AP 106



DO 118



DO 119



DO 120


# GEAL AN

					
GEA 01	GEA 02	GEA 03	GEA 04	GEA 07	GEA 08
					
GEA 09	GEA 11	GEA 12	GEA 13	GEA 16	GEA 17
					
GEA 19	GEA 20	GEA 21	GEA 22	GEA 23	GEA 24
					
GEA 25	GEA 27	GEA 28	GEA 30	GEA 31	GEA 32
					
GEA 34	GEA 35	GEA 37	GEA 40	GEA 41	GEA 42
					
GEA 43	GEA 46				

# ACRYLCOLOR

					
DB 703	RAL 7015	RAL 7016	RAL 7039	RAL 7040	RAL 8014
					
RAL 9005	RAL 9016	SILVER			





# ADDITIONS

# WINDOWPANES

The selection of a glazing package is often limited to the selection of the number of panes, which makes them more or less energy-efficient. However, our offer is much wider. We offer energy-saving, sound-absorbing, safe, anti-burglary and anti-dazzle glass panes. Additionally, we have a wide range of ornamental glass, in several dozen designs to choose from.

The inter-pane space of the formed units is usually filled with 90% argon. We also offer krypton-filled glass, thanks to which it is possible to obtain a heat transfer coefficient of up to  $0.3 \text{ W} / \text{m}^2\text{K}$ .

The possibility of joining different types of glass and a smaller or larger number of panes allows for obtaining the appropriate parameters for each type of windows and doors from our offer.

We present a summary of the basic types of insulating glass with a description of their functions:



## 1-chamber glazing packages

Single-chamber, double glazing composed of two glass panes. It is a standard for basic window and door systems.



## 2-Double-chamber glazing

Double-chamber, double glazing, increasing thermal comfort in the room. Separation of the inter-pane space with an additional glass pane significantly reduces heat transfer.



## Sound-absorbing

Insulating glass units with a special acoustic foil provide an increased level of soundproofing.



## Secure

Laminated and / or toughened panes increase safety. Their puncture or shatter resistance is adjusted to the customer's requirements.



## Solar control

Panels that reduce the flow of light and solar energy into the room. They are offered with selective, absorbent or reflective glass.



## Fireproof


Single windowpanes, single or double glazed units with fire resistance class EI30 or EI60.

## DECORATIVE WINDOWPANES

Insulating glass with decorative glass is perfect a choice for windows, doors and partitions. Decorative panes will work in homes, offices, shops, hotels and restaurants.

Depending on the chosen pattern, they can not only increase privacy, but also brighten the interior, making it optically larger, which is another advantage.

In addition to standard glass with a matte coating, we also offer ornamental glass with the following patterns:





# MUNTIN BARS

The muntin bars give the windows an elegant and unique character, and in some cases are an indispensable decorative element referring to the old architectural style. Our offer includes both glazing bolections, glued on the glass, and Viennese bolections (the so-called duplex). Each offered type is available in several widths and many colours.



# SPACER BARS SWISSPACER ULTIMATE

In addition to the standard frame made of aluminium, we also offer one of the best warm spacer bars available in the world.

With the Swisspacer Ultimate spacer bar, the  $\Psi$  factor is only  $0.03 \text{ W} / \text{m}^2\text{K}$ . The lower value of this coefficient not only reduces the possibility of water vapor condensation on the periphery of the glass, but also allows for a significant reduction of the thermal transmittance coefficient for the entire window.

The frames are available in several colours from the RAL palette.



# PVC SYSTEM WINDOW SILLS

System window sills combine aesthetics with the highest quality. Their smooth surfaces are easy to clean, resistant to bumps and scratches. Available in various variants and colours matching the colour of the order.



## EXTERNAL WINDOW SILLS

You can choose window sills made of aluminium or steel. They are characterized by their strength and resistance to weather conditions. They are aesthetic, durable, non-flammable, and resistant to chemicals. Thanks to the drip caps they provide ideal protection for the facade.



## INTERNAL CHAMBER WINDOW SILLS

They are made of hard polyvinyl chloride, the same that is used in the production of PVC windows and doors. Coated with foil with high resistance to scratching and UV rays. The chamber structure ensures the rigidity of the structure. Window sills are available in many colours.




## WINDOW AIR VENTS

Ventilators provide not only constant access of fresh air to the interior, but also allow the removal of moisture from the room. It is a convenient way to ventilate rooms without having to open windows, which is especially important in winter. Diffusers are mounted in the shaft rebate, on the upper frame and sash profiles or under the seal.

We offer diffusers with various methods of air supply control - hygroscopic, pressure and manual.

Each diffuser from our offer has appropriate certificates confirming their proper operation in various conditions.



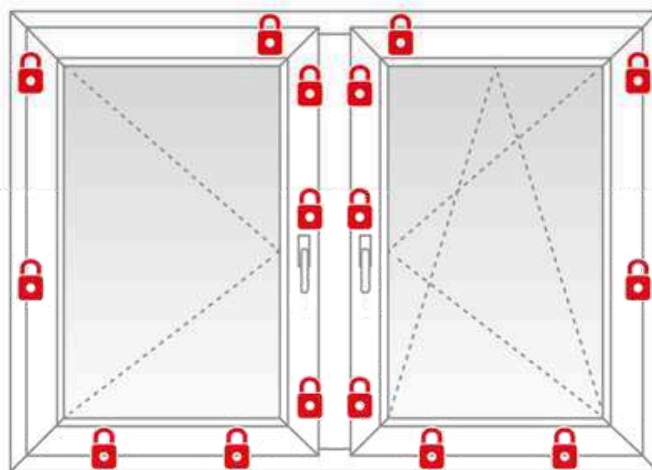
## ANTI-THEFT FITTINGS

Clients, who above all value their own and their closest safety, we can assure that by choosing a PVC window in one of the presented systems, the safety comfort will always be on a proper level.

Depending on the chosen system, in standard there are from 2 up to 5 safety points. Special plug and hooks located in specific spots make it very difficult to force the door during a burglary attempt.

For people who want to keep the safety comfort even on a higher level, we also offer fittings with increased durability which is characterized by an increased amount of safety points.

In order to provide a maximum safety for the entire window, we also recommend choosing handles with blockade function in the closed position and glued, safe glass. Those options partially provide a maximum protection by creating a tight barrier for any burglars.



The number of anti-burglary points depends on the structure and dimensions of the window.



# DOOR HANDLES

HANDLE **ALU**



HANDLE **KWADRO**



HANDLE **NEW YORK**



HANDLE **DUBLIN/DUBLIN DE LUXE**



HANDLE **TBT 1005A**



HANDLE **HAMBURG**



HANDLE **MOONLINE**



HANDLE **VICTORY**



HANDLE **TOULON**



HANDLE **OVERTURE LOCK**



HANDLE **LUXEMBOURG**



HANDLE **ATLANTA**



HANDLE **PLUTON**



HANDLE **JOWISZ**



HANDLE **INOX 1200**



HANDLE **NEW YORK**



The availability of a given handle model depends on the selected window system.

## HANDLES AND HANDRAILS

The offer is appreciated for the variety of patterns, colours, functionality of the handles and their anti-burglary properties.

In addition to standard window handles, we also offer handles with a button or key blocking the possibility of opening the window. We also offer a wide selection of shapes and colours, so you can easily match

them  
to the appearance of the selected joinery.

The offer of door handles includes both handles with a standard plate and a separated plate (handle-cylinder). We offer elegant and modern door handles for external doors. They can be of different shapes and lengths. Our offer also includes solutions such as a handle-pull, which limit access to the building from the outside.





A hand is visible on the left side of the frame, reaching towards a white horizontal window blind. The background is a bright, slightly blurred view of the blind's slats. A large, dark gray rectangular box with a thin white border is centered in the image, containing the text.

**MORE PRODUCTS  
IN OUR OFFER**



A modern interior space featuring a wooden staircase on the left, a blue wall on the right, and large floor-to-ceiling windows on the far right. A dark grey rectangular box is overlaid in the center, containing text about external doors.

## EXTERNAL DOORS

Modern design, a wide range of colours and a wealth of accessories - these are the features that characterize our door offer. The highest quality materials that we use in the production of entrance doors ensure safety and comfort of use. Depending on the functions they are to fulfil, they can be fully glazed or equipped with decorative panels - flat or embossed.

We offer several door collections. One of them is the door with Bigdoors glass panels. Regardless of the pattern chosen, the panels in this series are equipped with laminated glass. All patterns are perfectly matched to the size of the ordered joinery.

The bigdoors series door panels are characterized by high thermal insulation parameters. All thanks to filling the middle part with XPS foam. The surface of the panel, depending on the type selected, can be flat or embossed. A wide range of patterns also includes glazing with shapes developed by our designers. It is also possible to make a pattern according to your own design.

[See more](#)



## SECTIONAL GARAGE DOORS

Sectional doors from our offer will work well in both private homes and industrial facilities.

As standard, we offer sectional doors that are safe, original and aesthetically finished. The richness of accessories will ensure that everyone will receive a product that meets their expectations. When supplemented with electric drives, they can become part of a smart home.

Our offer includes gates with tension springs, torsion springs at the rear and torsion springs at the front. Thanks to this, we avoid the problem of choosing the door to the height of the lintel or the depth of the garage.

[See more](#)

A modern, two-story house with large windows and a balcony. The house is white with dark window frames. The balcony has a metal railing. There is a small potted plant on the lawn in front of the house. The sky is blue with some clouds.

## ALL IN ONE DESIGN

The aesthetic line of products "All in one design" not only saves time needed to choose the joinery, but above all guarantees a harmonious appearance of windows, doors, gates and roller shutters. It is also the certainty of complete technological compliance and convenience, which is undoubtedly the possibility of ordering all joinery elements from one manufacturer. We offer "All in One Design" solutions in both PVC and aluminium joinery, adapting to the customer's needs.

Among the compositions prepared by us, there are both those more subdued, recommended for traditional construction, as well as those distinguished by colours and decorations, which will be perfect for modern architecture. It is no accident that the names of individual compositions refer to the names of Italian cities. Italians are known primarily for their love of art and fashion as well as their extraordinary sense of aesthetics.

[See more](#)



## FENCES

A fence is not only a way to ensure safety and privacy, but above all it is the crowning achievement of an investment, which is building a house. We offer high-quality, complete fences - spans, gates and wickets. Everything in a dozen or so original designs, refined in every detail. The spans can be filled in a classic, simple or more complex shape.

Standard, Elegance and Prestige - we offer fences made in three styles, thanks to which the customer can easily choose one that will perfectly match the surroundings. The more so that the fences can take any of the colour palettes we offer. An additional advantage is the possibility of creating an individual project, adapted to the topography. Regardless of the appearance and shape of the spans, all fences have one thing in common - solid workmanship.

We offer fences made of galvanized steel and aluminium, which provide excellent corrosion protection.

[See more](#)



A modern interior space featuring large windows on the left side, offering a view of a cityscape. A dark-colored sofa is positioned in front of the windows. The room has a contemporary design with a wooden floor and a staircase with a glass railing on the right side. The text is overlaid on a dark grey rectangular background in the center of the image.

## ALUMINIUM WINDOWS

When choosing suppliers, we pay the greatest attention to the quality of components. That is why we only work with the best branded suppliers. Our aluminium structures are based on Aluprof, Aliplast and Decalu systems. Thanks to them, we can offer a full range of solutions in the field of aluminium joinery.

Our offer includes not only windows, but also doors, sliding doors, lift and slide doors, partition walls and fireproof partitions. We give our clients a choice in terms of each element. We offer both warm systems that will work well in energy-saving or passive houses, as well as those that are recommended for installation in places that do not require high thermal insulation (e.g. display windows, partition walls). Sliding systems, for the convenience of use, can be equipped with motors.

We varnish aluminium joinery according to the RAL and DECORAL palettes. We also offer different colours when choosing anodized aluminium.

[See more](#)



## WOODEN WINDOWS

Naturo joinery is made of many types of wood: Kalzing pine, Kalzing spruce, solid pine, solid spruce, meranti, larch, oak. Regardless of the choice of the type of wood, it is properly selected and glued from 3 or 4 layers with the alternating arrangement of the rings. This, in turn, guarantees the stability and durability of the structure. Our offer of wooden joinery includes windows and doors.

Depending on the client's requirements, interior and facade arrangement, we offer a number of accessories that will emphasize the beauty of the structure.

Optionally, we offer several types of bolections, antique fittings, Retro glazing beads, decorative handles or drip caps with increased durability and an aesthetic wooden finish.

[See more](#)

This publication is not a commercial offer. You cannot form the basis of a complaint. The photographs shown are for illustrative purposes only and are not actual photographs of the products.

This publication is not a commercial offer. You cannot form the basis of a complaint. The photographs shown are for illustrative purposes only and are not actual photographs of the products.

2/2023



Big Doors & Windows

ul. Spacerowa 4

47-480 Kornice